





PROFILO LITOSTRATIGRAFICO S

STUDIO DI GEOLOGIA ED ECOLOGIA
 DOTT. GEOL. ADELINO VERDECCHIA
 VIA DON CARLO GNOCCHI N°2
 63038 RIPATRANSONE (AP)
 TEL/FAX: (0735) 97102

SONDAGGIO N. 1
 QUOTA s.l.m. 98 m.
 DATA 02-10-03

MASSETTI PAOLO - S. BENEDETTO TR.

stratigrafia	spessore		DESCRIZIONE	penetrometro tascabile scissometro tascabile					
	P.C.	PARZ		Kg/cm					
				1	2	3	4	5	6
1		1,5	LIMO ARGILLOSO-SABBIOSO						
2		1,5	ARGILLA AVANA ALTERATA						
3		3,0							
4		1,8	ARGILLA GRIGIA						
5		4,8							
6									
7									
8									
9									
10									
11									
12									
13									
14									
15									
16									
17									
18									
19									
20									
21									
22									